

THERMOPLAN B & W 4 CTS 2

Enjoy advanced steam capabilities and modularity within a minimal footprint.

FEATURES + BENEFITS

- **Barista-level Customisation:**
Elevate your coffee experience with the automated touch of the manual steam wand, offering the charm of barista-made coffee.
- **Intuitive UI:**
Navigate effortlessly with a traditional steam UI featuring a user-friendly push/pull lever.
- **Easy-Clean Detachable Wand:**
Maintain hygiene effortlessly with a tool-free, detachable steam wand.
- **AirSteam™ Technology:**
Achieve a touch-button masterpiece with beautifully steamed milk at the touch of a button using our unique AirSteam™ innovation.
- **Auto Steam Precision:**
Automatic steam halts at the optimal temperature, ensuring perfect results.
- **Cool-Touch Design:**
Guarantee safety with a zero-scalding, cool-touch steam wand surface.



KEY STATISTICS

- | **Products:** Coffee. Tea. Steam
- | **Power: (watts):** 5800-7100
- | **Milk:** Steam wand

Product code: 10911

THERMOPLAN B&W4 CTS2

Quality at the touch of a button.
Customised coffee at scale.

CAPACITY AT PEAK



CAPACITY PER DAY







RECOMMENDED PRODUCTS

Cleaning Tablets

Product code: CLESCH0800

CTS Barista Pack

Product code: SERUCC0301

Water connection	2-4 BAR isolated 15mm feed, 3/4" BSP screw fitting	
Filter type	Brita Purity 600/1200 C500/1100/C50	
Waste	1.5" downpipe to P-trap, minimum length 8"	
Power (watts)	5800-7100 single phase/three phase	
Power requirements	As standard 1 x 230Vac 32A single phase commando socket Optional – must be specified when ordered 1 x 415Vac three phase commando socket, 16A per phase	
Breaker	C	
Drinks dispensed simultaneously	N/A	
Milk option	Steam wand	
Product	Coffee. Tea. Steam	
Weight (kg)	67	
Dimensions w x d x h (mm)	412 x 600 x 646	

