

NUOVA SIMONELLI

APPIA LIFE

2 GROUP

Proven technology, re-imagined with new design. From the Italian-espresso experts.



FEATURES + BENEFITS

- Proven performance, new generation: designed for consistent, exceptional coffee. Appia Life features the same proven technology as previous Appia models with new, improved features. Includes built in volumetric dosing, push & pull levers, soft-touch portafilter, adjustable steel steam wand, wide-work surface, water level indicator and dual scale pressure gauge.
- Reliable performance, maximum quality: dependable and consistent quality coffee. Solid build quality and reliable performance. Features include Soft Infusion System (SIS), which gently pre-wets the coffee cake for a gentle, even extraction resulting in maximum flavour. Made from durable and sustainable materials.
- Less machine, more engagement: Appia Life features a 30mm lower profile than its previous model for increased customer interaction. Its cup warmer is aligned to the top of machine for easier reach and speed.
- New barista-friendly design: designed for simplicity of use with new ergonomic features to improve day to day usability for baristas. Includes a reverse mirror, which allows the barista to check the group head for cleanliness and dripping from a comfortable position, user-friendly push button panel which is more responsive to the barista. All in a sleek look with chrome panels.
- Smart and simple: unique features keep things simple. Automatic cleaning function, adjustable steam arm, easy maintenance with adjustable nozzle, new side opening system and redesigned groups to ensure minimal disruption. Additional optional features also available.
- Energy efficiency: Improved insulation thanks to Drytex® Thermal technology wrapped around the boiler. 13% less energy consumption and 20% overall reduction in energy consumption and environmental impact than previous model*.

* Appia II vs Appia Life Lifecycle Assessment

KEY STATISTICS

| **Number of groups:** 2

| **Power (watts):** 2900

| **Boiler size (litres):** 11

Product code: 10165

**NUOVA SIMONELLI
APPIA LIFE 2 GROUP**

Proven technology, re-imagined with new design. From the Italian-espresso experts.

CAPACITY AT PEAK



Medium volume

CAPACITY PER DAY







Medium volume

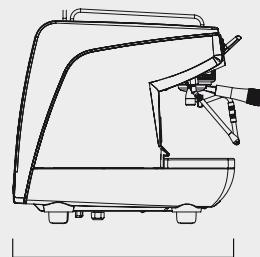
RECOMMENDED PRODUCTS

Nuova Simonelli MDXS
Product code: 10031

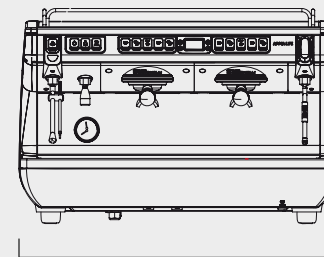
COFFEEWORKS Barista Pack



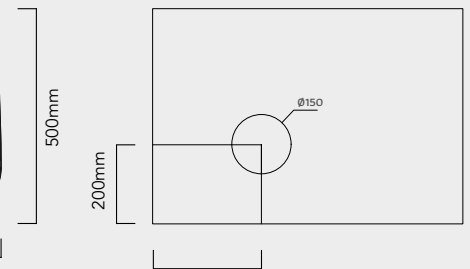
Water connection	1-5 BAR isolated 15mm feed, 3/4" BSP screw fitting	
Filter type	Brita Purity 600/1200 C50/C300	
Waste	1.5" downpipe to P-trap, minimum length 8"	
Power (watts)	2900	
Boiler size (litres)	11	
Power requirements	1 x 230Vac 13A standard 3-pin socket	
Breaker	B	
Weight (kg)	54	
Dimensions w x d x h (mm)	784 x 544 x 500	



544mm



784mm



275mm

Hole is required through the counter