

# THERMOPLAN B&W4 CTM2 PF

Precision. Performance. Power

## FEATURES + BENEFITS

- **Fast, consistent coffee preparation** - Up to 28%\* capacity improvement and drink dispense speed with ThermoCycle™ technology, whilst maintaining coffee quality and consistency. Clever configuration also promotes multiple machine combinations to maximise counter space and boost capacity.
- **ThermoShot™ - intelligent espresso** - B&W4 boasts the smartest super-automatic espresso extraction ever developed. Self-calibrating the B&W4 measures core variables and micro-adjusts for unrivalled consistency and exceptional flavour profiles.
- **ThermoFoam™ - superior milk foam** – Thermoplan’s new steam-based system monitors milk texture and temperature. The original micro foam innovators.
- **ThermoProof™ – temperature stability** - Teflon and Peek material insulators prevents heat loss and keeps coffee temperature stable resulting in consistent extraction.
- **Maintenance made easy** - Instantly exchangeable dual modules and plug + play ThermoLinks™ connectors enable a smooth, fast, and flawless transition, supporting up to 30%\*/\*\* reduction in downtime.
- **ThermoConnect™** – 2-way remote access platform that provides you with a comprehensive estate overview and real-time performance analysis. Managed by UCC’s Telemetry Hub ThermoConnect™ supports proactive maintenance and increases coffee availability.
- **Key features** – 10" touchscreen with icon and screensaver customisation - Infinite menu and drink batching options - Auto-adjustable spout for focused preparation – 24%\* saving on water and energy use – 37%\* improvement in cleaning cycle timings. Made in Switzerland.

\* Compared to B&W3 models

\*\* Preventative maintenance only



## KEY STATISTICS

| **Product:** Coffee. Tea. Milk. Chocolate. Syrup.

| **Power (watts):** 5800 - 7100

| **Milk:** Auto

**THERMOPLAN**  
**B&W4 CTM2 PF**

Precision. Performance. Power

**CAPACITY AT PEAK**









High volume

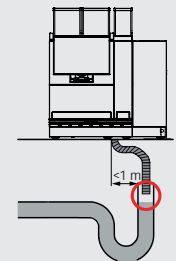
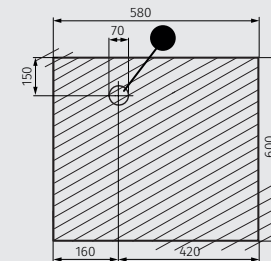
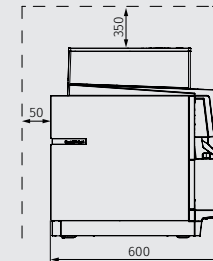
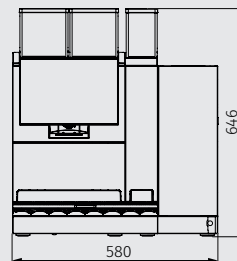
**CAPACITY PER DAY**



High volume

Quarterly Cleaning Pack  
Product code: CLESCH0593

Water connection	2-4 BAR isolated 15mm feed, 3/4" BSP screw fitting	
Filter type	Brita Purity 600/1200 C50/C300	
Waste	1.5" downpipe to P-trap, minimum length 8"	
Telemetry Connection	LAN connection to company network or Wi-Fi (port no more than 2m from machine) Open Wi-Fi access	
Data Usage	10mb daily use	
Power (watts)	5800 - 7100	
Power requirements	<b>As standard</b> 1 x 230Vac 32A Single Phase Commando Socket	
	<b>Optional – must be specified when ordered</b> 1 x 415Vac Three Phase Commando Socket, 16A Per Phase	
Breaker	C	
Milk option	Auto	
Product	Coffee. Tea. Milk. Chocolate. Syrup.	
Weight (kg)	85	
Dimensions w x d x h (mm)	580 x 600 x 646	



Hole is required through the counter